



CELL 4-METAL LEG FRAME

Code OCELLV01

DESCRIPTION

Cell chair, 4-metal leg frame

NOTES

Stackable up to 10 high

SPECIFICATIONS

STRUCTURE

Seat and back in a rigid 3D polypropylene mesh available in a range of colours.

LEGS / FRAME / BASE

Metal frame made from 2mm thick 18mmØ steel tube, in chrome or epoxy powder coated in a range of colours. Matching polypropylene glides (in black with chromed frame).

SIZE

chair

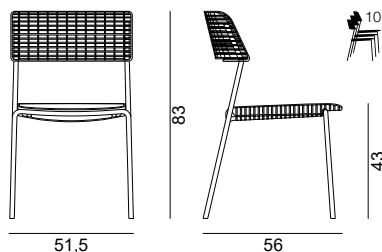
L 515 H 830 P 560

seating

L 430 H 430 P 460

backrest

L 485 H 200



WEIGHT

Net weight a chair: 5,0 Kg
Gross weight a chair: 6,5 Kg

PACKAGING

1 x package
610x580x930

VOLUME

M³ package: 0,329

OCELLV01
TECHNICAL
DATASHEET

Dimensions in millimeters



CELL SLED FRAME

Code OCELLV02

DESCRIPTION

Cell chair, sled frame

NOTES

Stackable up to 8 high

SPECIFICATIONS

STRUCTURE

Seat and back in a rigid 3D polypropylene mesh available in a range of colours.

LEGS / FRAME / BASE

Metal frame made from 2.5mm thick 22mmØ chromed steel tube.
Polypropylene glides.

SIZE

chair

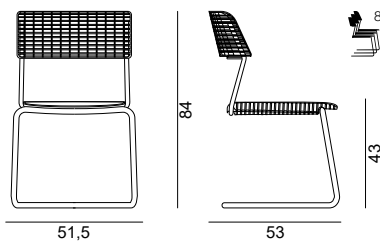
L 515 H 840 P 530

seating

L 430 H 430 P 460

backrest

L 485 H 200



WEIGHT

Net weight a chair: 6,4 Kg
Gross weight a chair: 7,9 Kg

PACKAGING

1 x package
610x580x930

VOLUME

M³ package: 0,329

OCELLV02
TECHNICAL
DATASHEET

Dimensions in millimeters



CELL 4-METAL LEG FRAME WITH ARMS

Code OCELLV03

DESCRIPTION

Cell chair, 4-metal leg frame with arms

NOTES

Stackable up to 10 high

SPECIFICATIONS

STRUCTURE

Seat and back in a rigid 3D polypropylene mesh available in a range of colours.
Matching polypropylene arms.

LEGS / FRAME / BASE

Metal frame made from 2mm thick 18mmØ steel tube, in chrome or epoxy powder coated in a range of colours.
Matching polypropylene glides (in black with chromed frame).

SIZE

chair

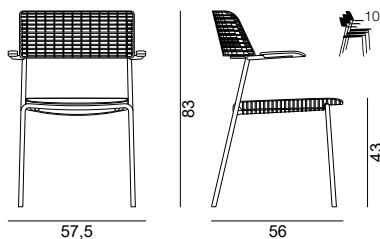
L 575 H 830 P 560

seating

L 430 H 430 P 460

backrest

L 485 H 200



WEIGHT

Net weight a chair: 5,2 Kg
Gross weight a chair: 6,7 Kg

PACKAGING

1 x package
610x580x930

VOLUME

M³ package: 0,329

OCELLV03
TECHNICAL
DATASHEET

Dimensions in millimeters



CELL SLED FRAME WITH ARMS

Code OCELLV04

DESCRIPTION

Cell chair, cantilever frame with arms

NOTES

Stackable up to 8 high

SPECIFICATIONS

STRUCTURE

Seat and back in a rigid 3D polypropylene mesh available in a range of colours.
Matching polypropylene arms.v

LEGS / FRAME / BASE

Metal frame made from 2.5mm thick 22mmØ chromed steel tube.
Polypropylene glides.

SIZE

chair

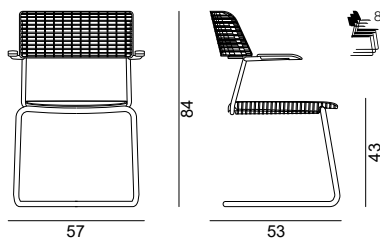
L 570 H 840 P 530

seating

L 430 H 430 P 460

backrest

L 485 H 200



WEIGHT

Net weight a chair: 6,7 Kg
Gross weight a chair: 8,2 Kg

PACKAGING

1 x package
610x580x930

VOLUME

M³ package: 0,329

OCELLV04
TECHNICAL
DATASHEET

Dimensions in millimeters