



DEA HIGH BACK CHAIR

COD.ODEA1A01

DESCRIPTION

High back executive swivel armchair

NOTE

50mm wheel brake in hard, soft or chrome

SPECIFICATIONS

STRUCTURE

Beech plywood laminated in Canaletto walnut, elm or wengè

MECHANISM

MEC01 - Aluminum block with control for seat elevation

MEC02 - Tilt - Anti-shock device - Weight adjustment - Made in Italy

MEC03 - Knee tilt - Anti-shock device - 6 positions - Side weight adjustment - Made in Italy - Made in Italy

PADDING expanded polyurethane

Seat: thickness 70 mm, density 50 Kg/m³

Backrest: thickness 60 mm, density 50 Kg/m³

ARMS

Optional - Rotating armrests for a better approach to the desk in three matching finishes, with chrome painted cover

LEGS / FRAME / BASE

Polished die-cast aluminum base 700mm

UPHOLSTERY

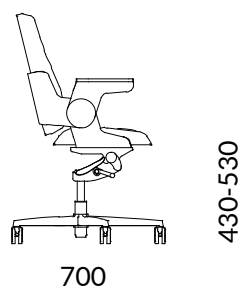
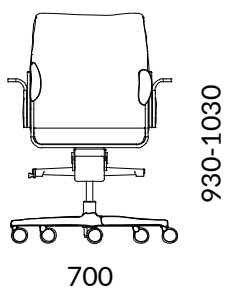
categories B01-B03-C01-C05-W01-D02-P01 (SEE FABRIC FOLDER)

SIZE

chair
L 700 H 930-1030 D 700

seat
L 460 H 430-530 D 425

backrest
L 475 H 510



COD.ODEA1A01

TECHNICAL
DATASHEET

WEIGHT

Net weight a chair: 14 Kg
Gross weight a chair: 19 Kg

PACKAGING

1 x completely assembled box
710x710x1190

VOLUME

M3 package: 0,6

Dimensions in millimeters



DEA HIGH BACK WITH INTEGRAL HEADREST

COD.ODEA1P01

DESCRIPTION

High back executive swivel armchair with integral headrest

NOTE

50mm wheel brake in hard, soft or chrome

SPECIFICATIONS

STRUCTURE

Beech plywood laminated in Canaletto walnut, elm or wengè

MECHANISM

MEC01 - Aluminum block with control for seat elevation

MEC02 - Tilt - Anti-shock device - Weight adjustment - Made in Italy

MEC03 - Knee tilt - Anti-shock device - 6 positions - Side weight adjustment - Made in Italy - Made in Italy

PADDING expanded polyurethane

Seat: thickness 70 mm, density 50 Kg/m³

Backrest: thickness 60 mm, density 50 Kg/m³

ARMS

Optional - Rotating armrests for a better approach to the desk in three matching finishes, with chrome painted cover

LEGS / FRAME / BASE

Polished die-cast aluminum base 700mm

UPHOLSTERY

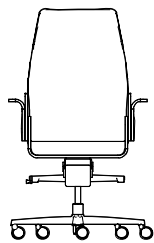
categories B01-B03-C01-C05-W01-D02-P01 (SEE FABRIC FOLDER)

SIZE

chair
L 720 H 1090-1170 D 720

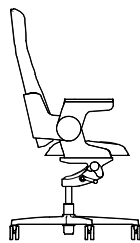
seat
L 460 H 410-490 D 425

backrest
L 475 H 710



1090-1170

720



410-490

720

COD.ODEA1P01

TECHNICAL
DATASHEET

WEIGHT

Net weight a chair: 15 Kg
Gross weight a chair: 20 Kg

PACKAGING

1 x completely assembled boxL
710 H 710 D 1190

VOLUME

M3 package: 0,6

Dimensions in millimeters