


Slim Line



A system of partitions made to fulfill your wishes.



Slim Line

Where design meets creativity.

Custom partitions created to respond to your layout.
Minimalist all-glass frameless partitions that combine
transparency and flexibility.

100% customized to your space.

Maximum transparency and minimalist design with the highest demands placed on functionality and every detail. The fullheight door makes it even harder to notice.

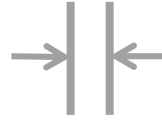




Emphasizing on privacy.

You can have one of the narrowest profiles on the market in a design that fits your interior and look. The design of your space will remain undisturbed and so will be the meetings being held inside.

Creating
a workspace
that fits your needs.



Thickness
50 mm



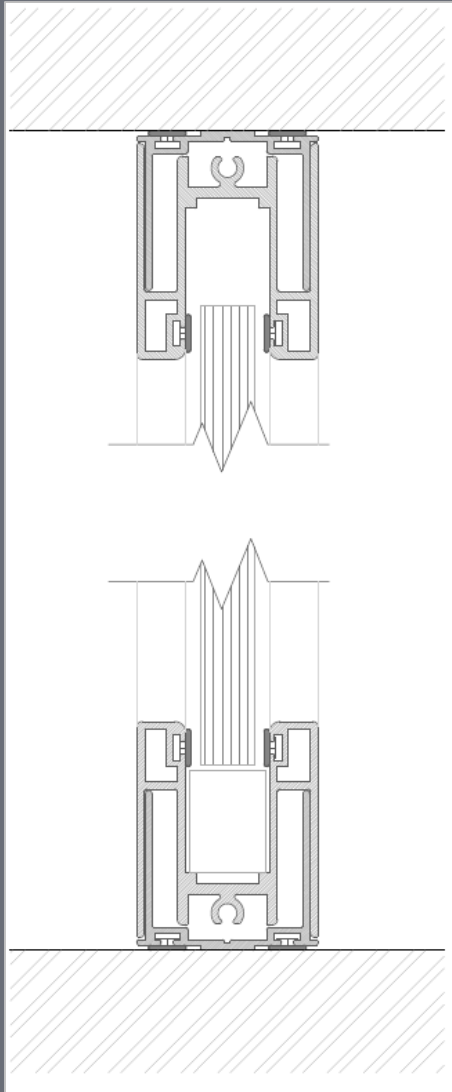
Frame
Aluminium



Acoustic Performance
Glazing 39 dB
Door 33 dB



Finishes
Any RAL color



3

Make things as simple as possible but no simpler.

1

Door

Full height crystal

10 mm

Lockable

2

Partitions

Triplex glazing

5+5 mm or 4+4 mm

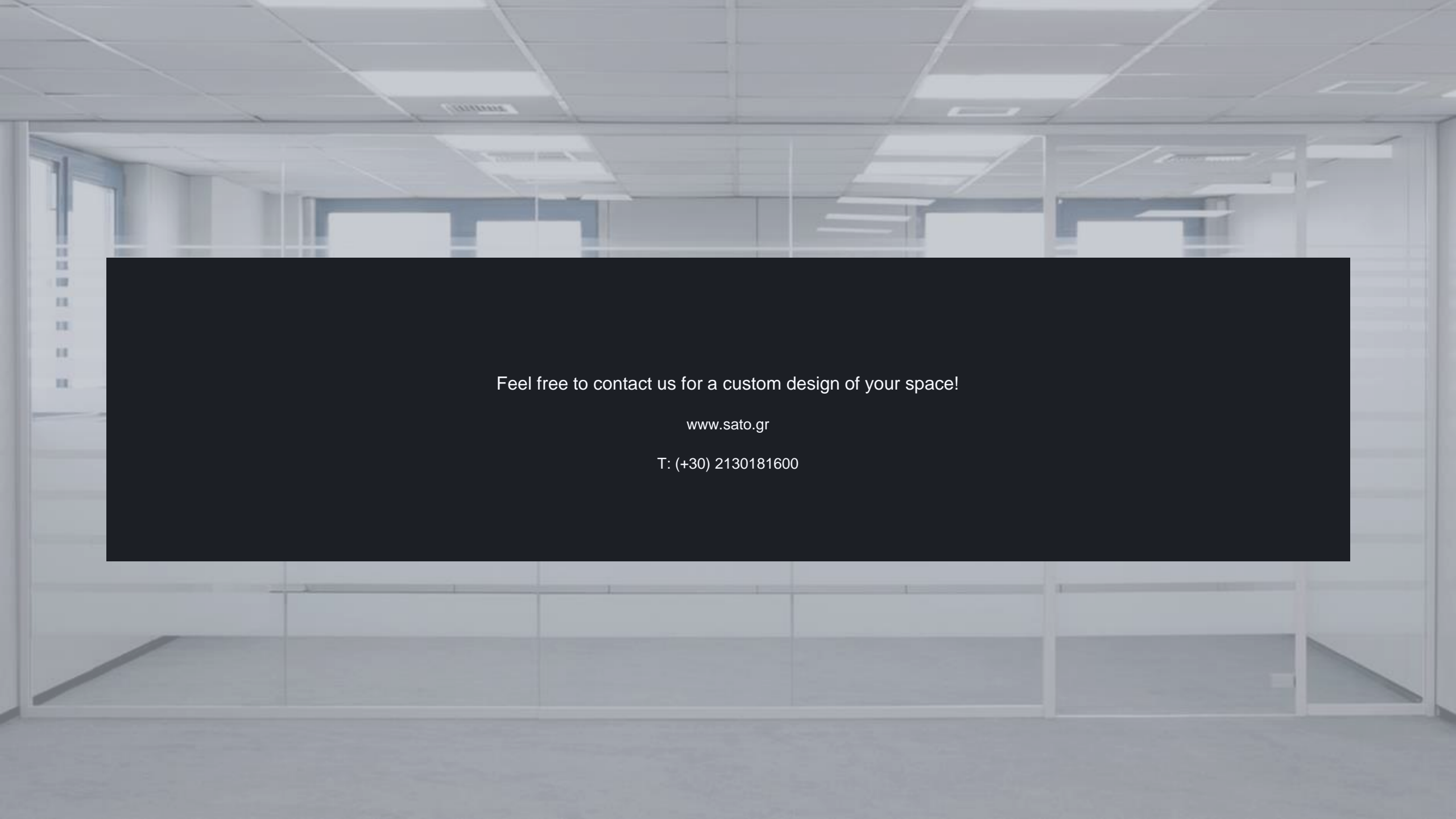
Sandblasting optional

3

Fitting

Levelling regulators assure the perfect fit

With sound reduction results certified by the Aristotle University.



Feel free to contact us for a custom design of your space!

www.sato.gr

T: (+30) 2130181600