



Tilkka

# Technical description

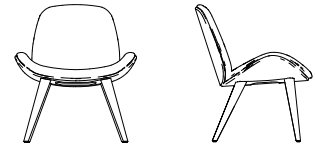
## 1. Dimensions / Weight



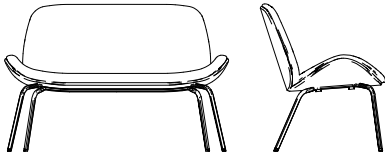
TILKKA ARMCHAIR 4L LB UPH



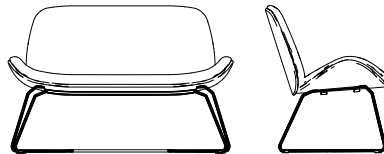
TILKKA ARMCHAIR CFSX-ROD LB UPH



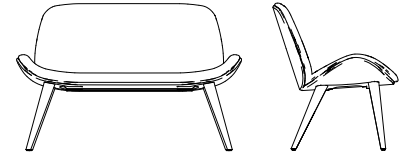
TILKKA ARMCHAIR 4L LWM LB UPH



TILKKA 2-SEATER SOFA 4L LB UPH



TILKKA 2-SEATER SOFA CFSX-ROD LB UPH



TILKKA 2-SEATER SOFA 4L LWM LB UPH

	Dimensions [mm]											Weight (kg)
	A	A1	B	C	D	E	F	G	K	V	L	
TILKKA ARMCHAIR 4L LB UPH	420	385	570	480	680	765	490	380	655	680	720	11,2
TILKKA ARMCHAIR CFSX-ROD LB UPH	420	385	570	480	680	765	490	380	648	680	720	12,8
TILKKA ARMCHAIR 4L LWM LB UPH	420	385	570	480	680	765	490	380	585	680	720	14,1
TILKKA 2-SEATER SOFA 4L LB UPH	420	385	570	480	1180	765	990	380	1085	1180	720	23,6
TILKKA 2-SEATER SOFA CFSX-ROD LB UPH	420	385	570	480	1180	765	990	380	1085	1180	720	25,1
TILKKA 2-SEATER SOFA 4L LWM LB UPH	420	385	570	480	1180	765	990	380	1085	1180	720	26,2

**A** – Seat height

**A1** – Seat height according to standard EN PN-EN 16139

**B** – Seat depth

**C** – Seat surface depth

**D** – Seat width

**E** – Overall height

**F** – Backrest width

**G** – Backrest length

**K** – Base width

**V** – Overall width

**L** – Overall depth

## 2. Materials / Versions

### 2.1. Base / Frame

#### 2.1.1 Armchairs and sofas

4-leg frame – made of steel tube  $\varnothing 20 \times 2$  mm.

Sled frame – made of rod  $\varnothing 12$  mm.

Finish options:

- powder-coated in Traffic white colour RAL 9016 (E-WT),
- powder-coated in Jet black colour RAL 9005 (E-BL),
- powder-coated in Grey blue colour RAL 5008 (E-GE),
- powder-coated in Black green colour RAL 6012 (E-BN),
- powder-coated in Cashmere colour NCS S 2005-Y60R (E-NK),
- chromium plated (E-CR).

4-leg wooden frame – legs made of solid beech wood, fixing frame made of steel sheet, powder-coated in Jet black colour RAL 9005.

Finish options:

- natural beech (E-1.007),
- stained beech with slightly visible wood grains (E-2.\*\*\*).

### 2.2 Glides

#### 2.2.1 Armchairs and sofas

4-leg – black glides for soft floors (GB) as standard or with felt for hard floors (GBF) as an option.

Sled frame – transparent glides for soft floors (GT) as standard or with felt for hard floors (GTF) as an option.

4-leg wooden – black glides for soft floors (GB) as standard or with felt for hard floors (GBF) as an option.

### 2.3 Seat and backrest

#### 2.3.1 Armchairs and sofas

Upholstered shell (backrest and seat without armrests) (UPH)

Structure of backrest is made of 7-layer beech plywood, thickness 10,5 mm, covered with flame retardant cut foam, thickness 30-45 mm and density 50 kg / m<sup>3</sup> (front).

Outer side of backrest is made of 3-layer beech plywood, thickness 4,5 mm, covered with flame retardant cut foam, thickness 10 mm and density 35 kg / m<sup>3</sup> (back).

Seat structure is made of 8-layer beech plywood, thickness 12 mm, covered with two layers of flame retardant cut foam:

- top foam layer - density 35 kg / m<sup>3</sup>, thickness 20 mm, ensures comfortable effect when sitting down,
- bottom foam layer – density 40 kg / m<sup>3</sup> with increased flexibility, thickness 20 mm, ensures comfortable effect during long-term use.

Bottom part of seat is made of 3-layer beech plywood, thickness 4,5 mm, covered with flame retardant cut foam, thickness 10 mm and density 35 kg / m<sup>3</sup>. Seat and backrest fully upholstered as standard.

### 3. Packaging

Armchair – 1 piece per box (assembled).

Sofa – 1 piece per box (assembled).

### 4. Technical regulations, approvals and quality marks (pending)

REMODEX – approvals compliant with PN-EN 16139; PN-EN 1021

### 5. Rules of upholsteries matching

Upholstery type is the same for each upholstered element.

Upholstery type can be mixed for inner side of backrest and seat (one colour) and outer side of backrest and seat (one colour).