

bSpace



Technical description

1. Desks

1.1. Table top

Fixed table tops – melamine faced chipboard (MFC), thickness 25 mm with 2 mm edge in glue technology as standard or laser edge as an option.

Available table top shape – rectangular. Table tops available in a wide range of dimensions. Round grommets, rectangular outlets as well as media ports are an integral part of product and do not need to be ordered separately – available as an option.

1.2. I-legs base

I-legs – welded legs, made of steel profile 40 × 40 mm.

Frame – beam made of steel profile 40 × 30 mm.

Finish options:

- legs powder-coated,
- beam always powder-coated in Jet Black (RAL 9005).

Height

Fixed height – 740 mm as standard.

Levelling in range of 10 mm (self-leveling glides).

Manual height adjustment – in range of 740 – 860 mm.

1.3. O-legs base

O-legs – welded legs, made of steel profile 40 × 40 mm.

Frame – beam made of steel profile 40 × 30 mm.

Finish options:

- legs powder-coated,
- beam always powder-coated in Jet Black (RAL 9005).

Height

Fixed height – 740 mm as standard.

Levelling in range of 10 mm (self-leveling glides).

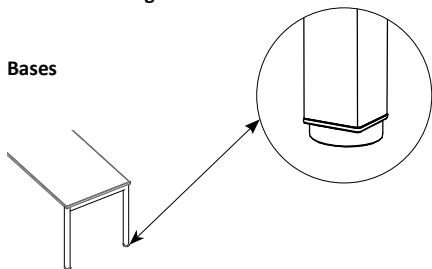
1.4. Assembly and packaging

Partially assembled, cardboard packaging (PACK-A) – beam assembled to table top, other elements for assembly.

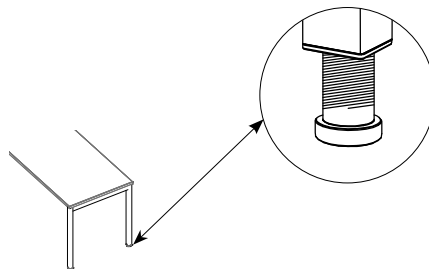
Note: accessories (e.g. media port, panel, wire trunking) are separately packed in boxes.

1.5. Product range

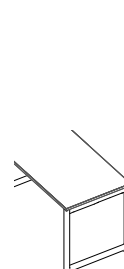
Bases



I-legs base with fixed height

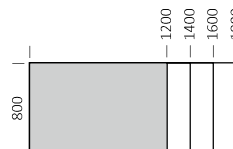
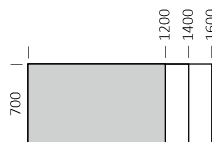
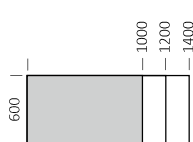


I-legs base with manual height adjustment



O-legs base with fixed height

Desk table tops



2. Workbenches

2.1. Table top

Fixed table tops – melamine faced chipboard (MFC), thickness 25 mm with 2 mm edge in glue technology.

Available table top shapes – rectangular. Table tops available in a wide range of dimensions. Round grommets, rectangular outlets as well as media ports are an integral part of product and do not need to be ordered separately – available as an option.

2.2. I-legs base

2-seater workbench

External I-legs – welded legs, made of steel profile 40 × 40 mm.

Frame – beams made of steel profile 40 × 30 mm.

4 – and 6-seater workbench

External I-legs – welded legs, made of steel profile 40 × 40 mm.

Central I-legs – welded legs, made of steel profile 40 × 40 mm, leg crossbeam made of steel profile 80 × 50 mm.

Legs recessed 400 mm from table top edge.

Frame – beams made of steel profile 40 × 30 mm.

2-seater workbench, additional module

(for integration with 2 – or 4-seater workbench)
Central I-legs – welded legs, made of steel profile 40 × 40 mm, leg crossbeam made of steel profile 80 × 50 mm.

Legs recessed 400 mm from table top edge.

Frame – beams made of steel profile 40 × 30 mm.

Finish options:

- legs powder-coated,
- beams powder-coated only in Jet Black (RAL 9005).

Height

Fixed height – 740 mm as standard. Levelling in range of 10 mm (self-leveling glides). All workbench models are available with or without possibility of panel integration.

Regardless of selected option overall depth is 1400 mm or 1600 mm.

2.3. O-legs base

2-seater workbench

External O-legs – welded legs, made of steel profile 40 × 40 mm.

Frame – beams made of steel profile 40 × 30 mm.

4-seater and 6-seater workbench

External O-legs – welded legs, made of steel profile 40 × 40 mm.

Central I-legs – welded legs, made of steel profile 40 × 40 mm, leg crossbeam made of steel profile 80 × 50 mm.

Legs recessed 400 mm from table top edge.

Frame – beams made of steel profile 40 × 30 mm.

Height

Fixed height – 740 mm as standard.

Levelling in range of 10 mm (self-leveling glides).

All workbench models are available with or without possibility of panel integration.

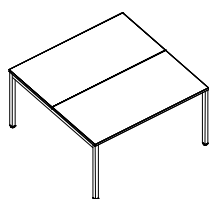
Regardless of selected option overall depth is 1400 mm or 1600 mm.

2.4. Assembly and packaging

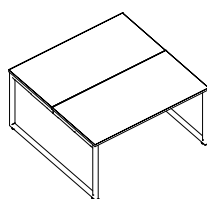
Partially assembled, cardboard packaging (PACK-A) – beams assembled to table tops, other elements for assembly.

Note: accessories (e.g. media port, panel, wire trunking) are separately packed in boxes.

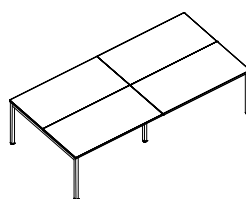
2.5. Product range



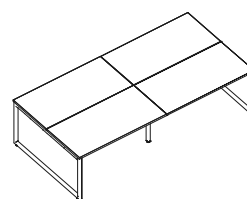
Workbench 2U I-LEG RC
2-seater without panel



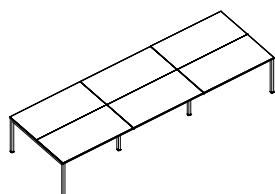
Workbench 2U O-LEG RC
2-seater without panel



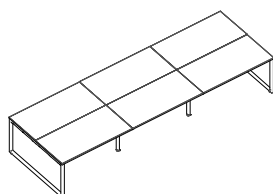
Workbench 4U I-LEG RC
4-seater without panel



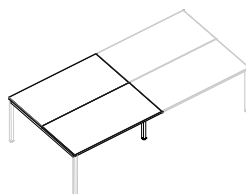
Workbench 4U O-LEG RC
4-seater without panel



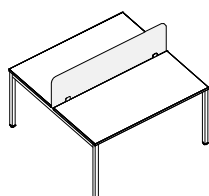
Workbench 6U I-LEG RC
6-seater without panel



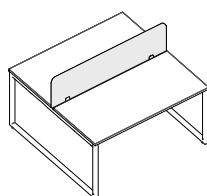
Workbench 6U O-LEG RC
6-seater without panel



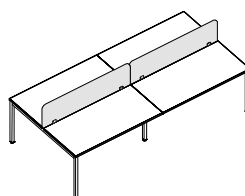
Workbench ADD 2U I-LEG RC
additional module without panel



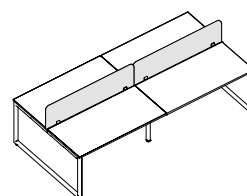
Workbench 2U I-LEG RC PN
2-seater with panel



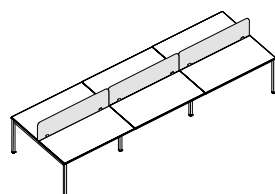
Workbench 2U O-LEG RC PN
2-seater with panel



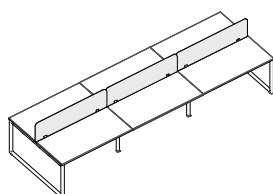
Workbench 4U I-LEG RC PN
4-seater with panel



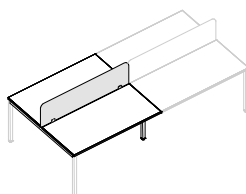
Workbench 4U O-LEG RC PN
4-seater with panel



Workbench 6U I-LEG RC PN
6-seater with panel



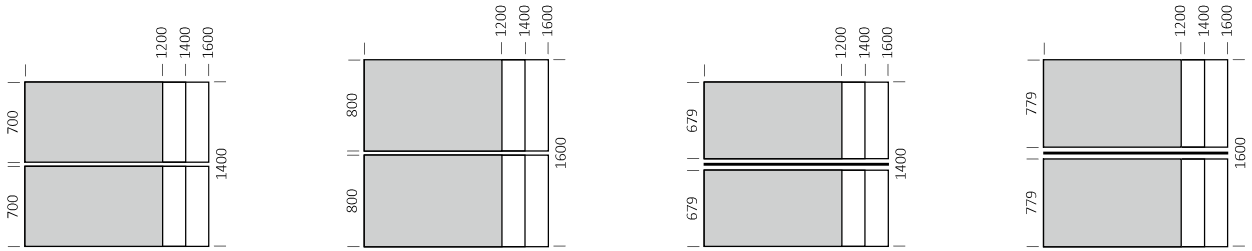
Workbench 6U O-LEG RC PN
6-seater with panel



Workbench ADD 2U I-LEG RC PN
additional module with panel

Technical description

Workbench table tops



	Adjustment range		
	I-legs desks	O-legs desks	I-legs and O-legs workbenches
Fixed height	740 mm	740 mm	740 mm
Manual height adjustment	740–860 mm	—	—

3. Grommets and media ports

Grommets – made of plastic in Aluminium (AU), White (W) or Black (B) colour.

Dedicated to all table tops of desks and workbenches.

Grommet dimensions: 90 × 90 mm.

Cut out dimensions: Ø 80 mm.

Rectangular outlet with brush – made of aluminium, powder-coated in Aluminium (AL), White (WH) or Black (BL) colour.

Dedicated to desks and workbenches.

Outlet dimensions: 300 × 130 mm.

Cut out dimensions: 280 × 110 mm.

Media ports – available as an option.

4. Panels

4.1. Desk panels

Upper, upholstered, front – structure made of 8 mm raw chipboard with 8 mm soft fibreboard on both sides, with fabric cover, pinnable. Panel thickness 24 mm, upper edges rounded at 50 mm radius. Assembly with metal brackets screwed directly to table top.

Upholstered panel is placed in U-shape bracket.
Upper, felt, front – made of thermoformed felt in light or dark grey colour. Panel thickness 24 mm, upper edges rounded at 40 mm radius. Assembly with metal brackets screwed directly to table top. Felt panel is placed in U-shape brackets.

Brackets finish options: powder-coated.

4.2. Workbench panels

Upper, upholstered – structure made of 8 mm raw chipboard with 8 mm soft fibreboard on both sides, with fabric cover, pinnable. Panel thickness 24 mm, upper edges rounded at 50 mm radius. Assembly with metal brackets screwed directly to table top.

Upholstered panel is placed in U-shape bracket.
Brackets finish options: powder-coated.

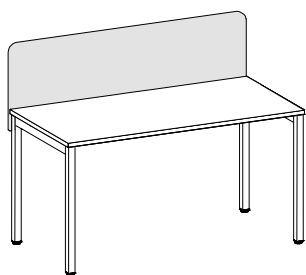
4.3. Organiser strip pulled over upholstered upper panel

Made of two metal rods, Ø 10 mm, with fixing brackets, made of metal sheet, thickness 4 mm. Dedicated accessories for panel organiser strip to be ordered separately.

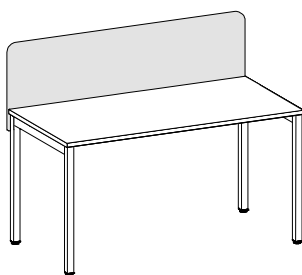
Finish options: powder-coated.

Technical description

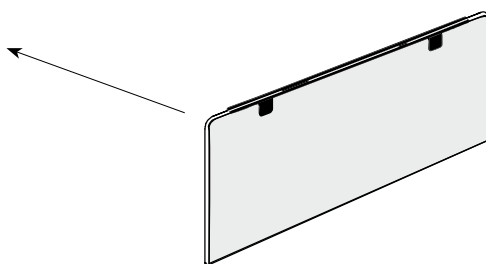
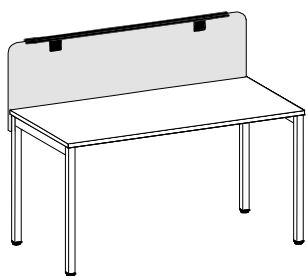
4.4. Product range



Upper desk panel, upholstered



Upper desk panel, felt



Organiser strip for upper upholstered panel

5. Cable management

Horizontal wire trunking

Foldable on both sides – made of metal sheet, thickness 1 mm, powder-coated. Assembly with dedicated plastic brackets directly to table top.

Vertical wire trunking









Mesh – made of OP mesh in black colour, with zipper. Assembly with plastic brackets directly to table top.

Flexible spring – made of plastic in alu or black colour or transparent. Assembly directly to table top.

6. Technical regulations, certificates and quality marks (for selected product configurations)

– REMODEX test report – norm EN 527-1, EN 527-2

Technical description

		Grommets / media ports position		
		Left	Middle	Right
Plastic grommet Ø 80 (QC)	QC-(4)			
		QC-(4)/0/0	0/QC-(4)/0	0/0/QC-(4)
Metal rectangular cable outlet with brush (QE) Not available for table top depth 600 mm. For table top width 1200 mm available in middle position only.	QE-(3)			
		QE-(3)/0/0	0/QE-(3)/0	0/0/QE-(3)
Media port EVOLine Circle80 1M (YR001) 1 × power socket 2 × USB charger (typ A+C) Cable length 1500 mm	YR001-(8)-(4)		—	
		YR001-(8)-(4)/0/0		0/0/YR001-(8)-(4)

③ – Please specify colour code for metal element:




WH – white
AL – aluminium
BL – black

④ – Please specify colour code for plastic element:

– for grommet:
W – white
AU – alu
B – black

– for media port:
W – white
B – black

⑧ – Please specify media port standard: CH13, FR, GB, GE

		Grommets / media ports position	
		Left + right	
		QC-(4)	
Plastic grommet Ø 80 (QC)	QC-(4)		
		QC-(4)/0/QC-(4)	
Media port EVOLine Circle80 1M (YR001) 1 × power socket 2 × USB charger (typ A + C) Cable length 1500 mm	YR001-(8)-(4)		
		YR001-(8)-B/0/QC-(4)	QC-(4)/0/YR001-(8)-(4)

④ – Please specify colour code for plastic element:

– for grommet:

W – white

AU – alu

B – black

– for media port:

W – white

B – black

⑧ – Please specify media port standard: CH13, FR, GB, GE